

Management Committee for the Common Organisation of Agricultural Markets

28 July 2011

POINT 1.2 B


Member States communications

A) Preferential imports

B) Stocks

C) Out of Quota Exports 2010-2011

A) Preferential imports

	REG. (CE) n° 828/2009 - PREFERENTIAL EPA-EBA AGREEMENTS SUGAR APPLICATIONS FOR IMPORT LICENCES FOR SUGAR AND SUGAR PRODUCTS DEMANDES DE CERTIFICATS D'IMPORTATION POUR LE SUCRE ET LES PRODUITS DU SECTEUR SUCRE
---	---

(tonnes white sugar equivalent)

October 2010 - September 2011

		PREFERENTIAL AGREEMENT INFORMATION					WEEK N° 29			18/07/2011 - 22/07/2011		TOTAL 2010 - 2011	
		Ref. number	Origin	Threshold (1) 2010 - 2011	Allocated (2) before	Applications introduced	Allocation coef. (%)	Allocated	Allocated total	Further applic. suspended			
NON ACP	09.4221	NON-ACP-LDC	n.a.	63.380,000		n.a.		63.380,000	n.a.				
	09.4231	LDC ACP-LDC	n.a.	241.137,093	41.976,798	n.a.	41.976,798	283.113,891	n.a.				
ACP	09.4241	NON-LDC CentralAfrica-NON-LDC	10.186,100										
	09.4242	WesternAfrica-NON-LDC	10.186,100										
	09.4243	SADC-NON-LDC	174.631,900	199.144,241	4.762,873	100,0000	4.762,873	203.907,114					
	09.4244	EAC-NON-LDC	13.572,400	14.958,972				14.958,972					
	09.4245	ESA-NON-LDC	572.755,900	477.303,542	16.532,520	100,0000	16.532,520	493.836,062					
	09.4246	PACIFIC-NON-LDC	190.918,600	107.600,000				107.600,000					
	09.4247	CARIFORUM-NON-LDC	477.749,000	305.418,266	235,000	100,0000	235,000	305.653,266					
TOTALS		ACP (NON-LDC)	(a) 1.450.000,000	(b) 1.104.425,021	(c) 21.530,393		21.530,393	1.125.955,414					
		ACP (ALL)	(d) 3.500.000,000	(e) 1.345.562,114	(f) 63.507,191		63.507,191	1.409.069,305					
		ACP + NON-ACP		1.408.942,114	63.507,191		63.507,191	1.472.449,305					

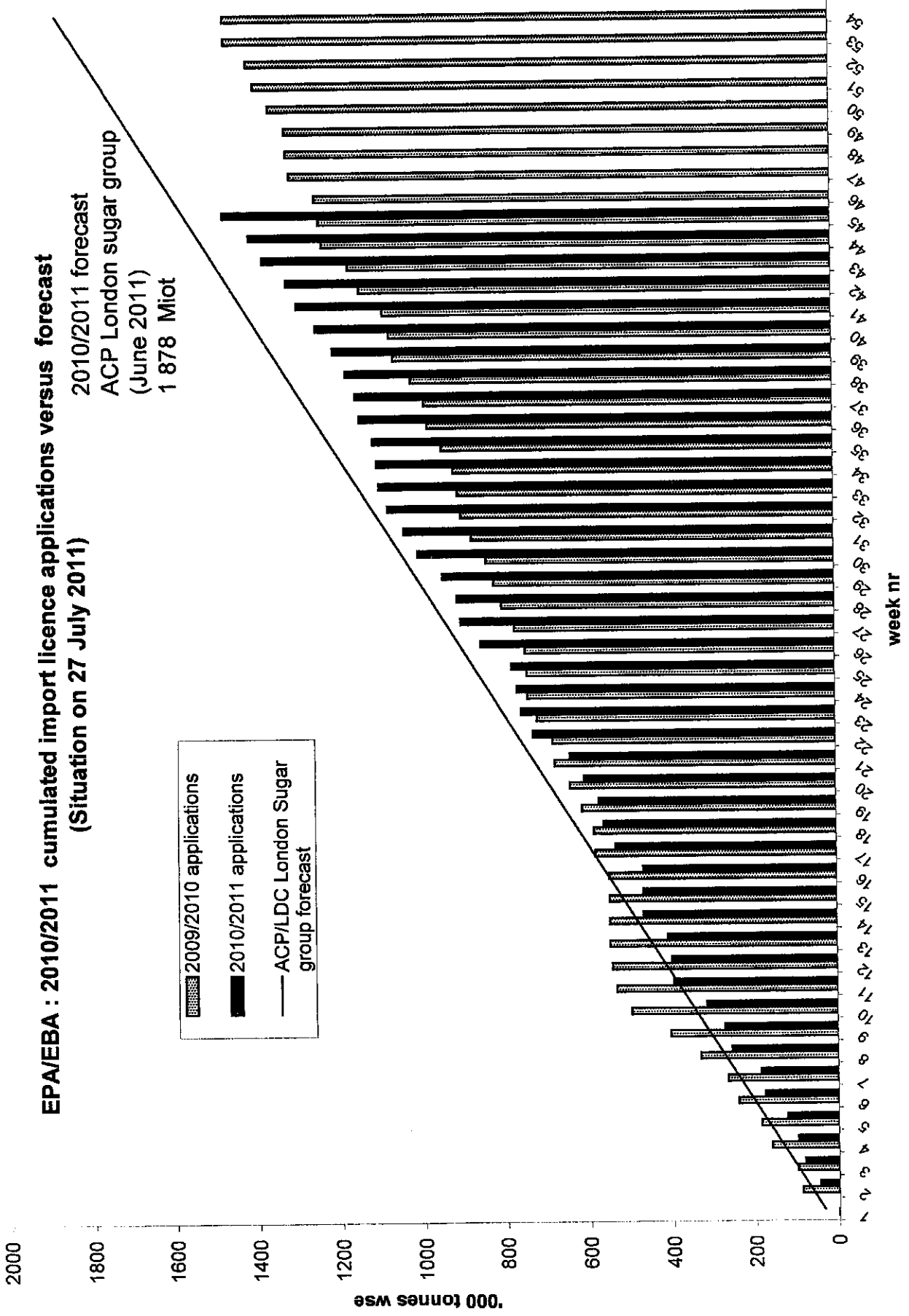
(1) regional safeguard thresholds as fixed in Annex 1 to Reg. 828/2009, only applicable when the below mentioned thresholds are both exceeded.

(2) notified unused quantities are already deducted from this total

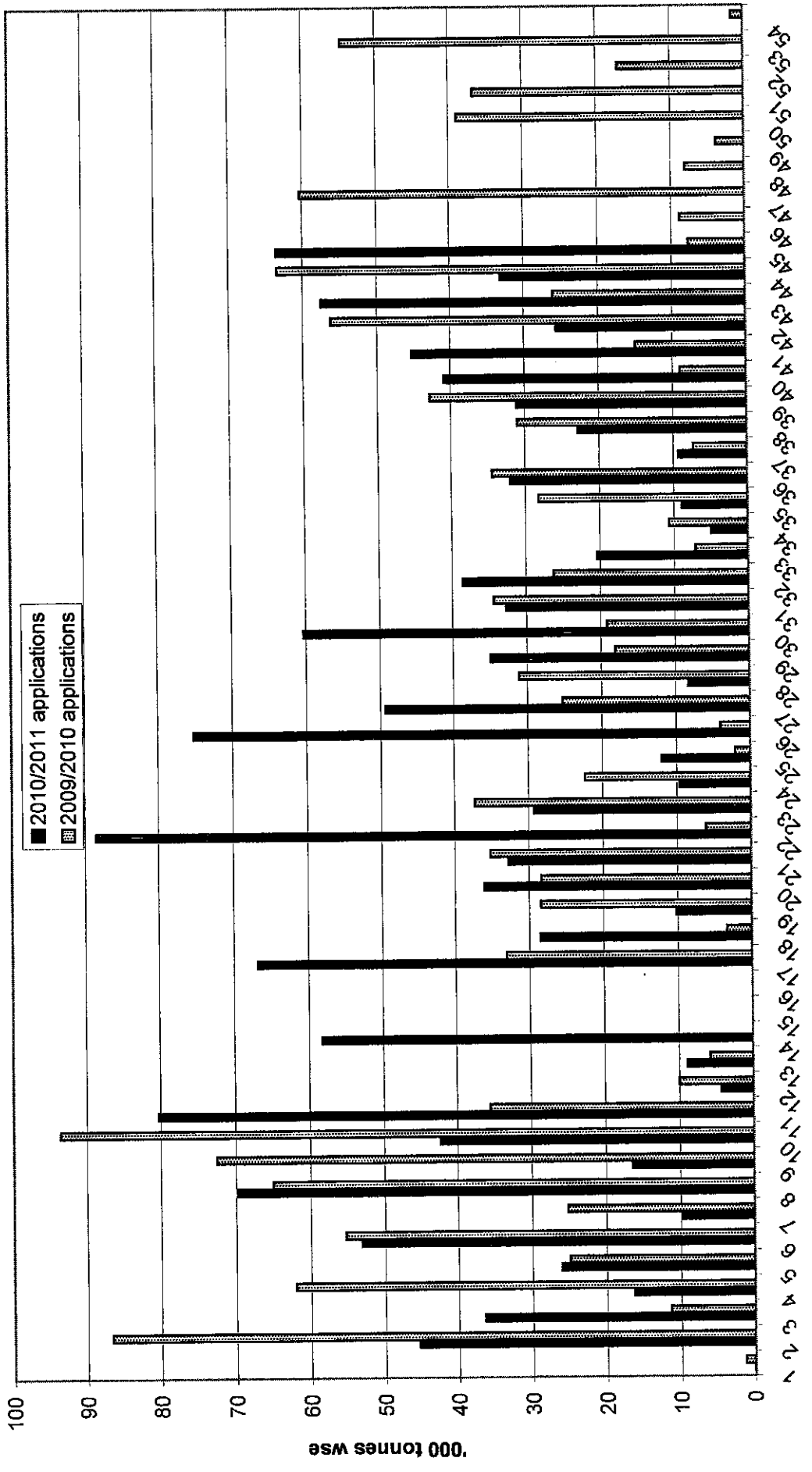
Thresholds referred to in Article 5(1) of Reg. 828/2009 exceeded, i.e. (b) + (c) > (a) AND (e) + (f) > (d) ?
No

EPA/EBA : 2010/2011 cumulated import licence applications versus forecast
(Situation on 27 July 2011)

2010/2011 forecast
ACP London sugar group
(June 2011)
1 878 Miot



EPA/EBA weekly licence applications



REG. (CE) n° 891/2009 - CERTAIN COMMUNITY TARIFF QUOTAS IN THE SUGAR SECTOR
 APPLICATIONS FOR IMPORT LICENCES FOR SUGAR AND SUGAR PRODUCTS
 DEMANDES DE CERTIFICATS D'IMPORTATION POUR LE SUCRE ET LES PRODUITS DU SECTEUR SUCRE

**October 2010-
September 2011**



Totals include data up to applications for July

(tonnes tel quel)

QUOTA INFORMATION		MONTH: July 2011				TOTAL 2010 - 2011	
Quota number	Origin / Type	Quantity 2010 - 2011	Available	Applications introduced	Allocation coef.	Allocated	Further applic. suspended by
09.4317	CXL - Australia	9.925,000				9.925,000	Reg. 42/2011
09.4318	CXL - Brazil	334.054,000	127,908			333.926,092	127,908
09.4319	CXL - Cuba	68.969,000				68.969,000	Reg. 482/2011
09.4320	CXL - erga omnes	253.977,000				253.976,999	Reg. 600/2011
09.4321	CXL - India	10.000,000				10.000,000	Reg. 942/2010
09.4324	BALKAN - Albania	1.000,000	1.000,000				1.000,000
09.4325	BALKAN - Bosnia & Herzegovina	12.000,000	3.000,000	3.000,000	100,00000%	12.000,000	Reg. 698/2011
09.4326	BALKAN - Serbia	180.000,000	20.021,300	10.362,000	100,00000%	170.340,700	9.659,300
09.4327	BALKAN - FYROM	7.000,000	7.000,000			7.000,000	7.000,000
09.4328	BALKAN - Croatia	180.000,000	40.003,679	3.000,000	100,00000%	142.996,321	37.003,679
09.4380	"EXCEPTIONAL SUGAR" (3)	500.000,000	200.017,117	15.591.739,347	1,2828%	499.983,713	Reg. 698/2011
09.4390	"INDUSTRIAL SUGAR" (1)	400.000,000	347.002,000	1.228,000	100,00000%	54.226,000	345.774,000

(1) Reg. 396/2010 (JO L 115 of 8.5.2010)

(2) notified unused or withdrawn quantities are already deducted from this total

(3) Reg. 302/2011 as amended by Reg. 589/2011 (JO L 161 of 21.6.2011)

09.0513	MOLDOVA (Reg. 55/2008) - 2011 ⁽⁴⁾	26.000,000
---------	--	------------

First come first served (TAXUD QUOTA System)

Total allocated on 16/07/2011 nil

(4) not managed by DG AGRI, but added to this overview for your information

B) Stocks

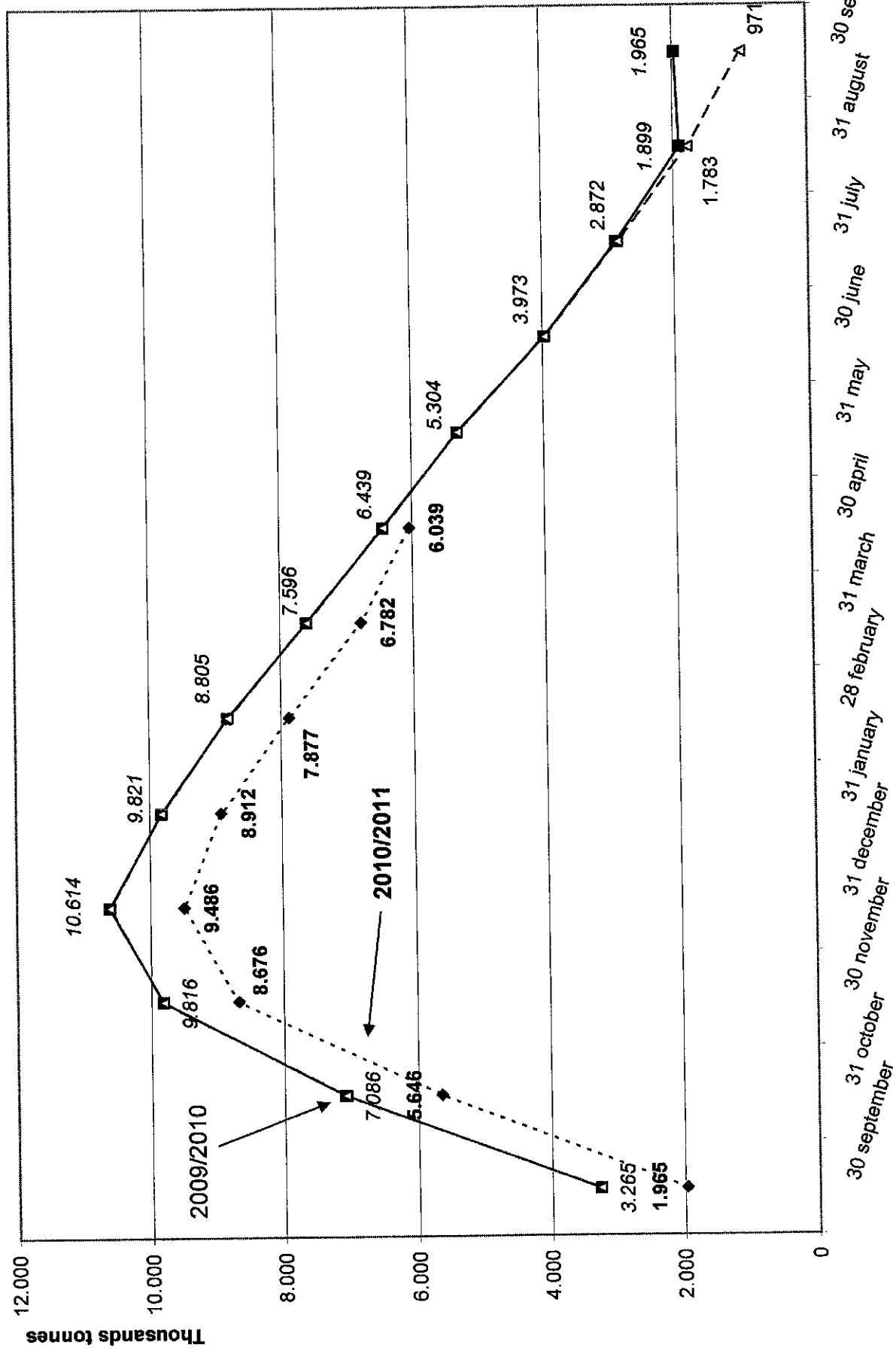
Sugar stocks (EU-27)
Member States communications - R 952/06 article 21
(in tonnes white sugar equivalent)

Marketing Year 2010/2011
(October - September)

Sugar stocks										
Month	MS (*)	TOTAL [a] + [b] + [c]	Quota		Inter - vention	total [a] Quota, others, int	Carry forw [b]	Out-of-quota [c]		
			Quota	others						
Sep-10	27	2.726.675	1.584.954	380.093	0	1.965.048	506.921	254.707		
Oct-10	27	5.840.895	5.259.990	385.984	0	5.645.974	12.104	182.818		
Nov-10	27	8.852.415	8.224.295	451.594	0	8.675.889	12.104	164.422		
Dec-10	27	11.309.575	9.020.726	465.489	0	9.486.215	12.104	1.811.256		
Jan-11	27	11.009.035	8.411.365	500.840	0	8.912.205	12.522	2.084.308		
Feb-11	27	9.845.644	7.400.238	476.279	0	7.876.517	19.188	1.949.938		
Mar-11	27	8.554.625	6.260.510	521.274	0	6.781.785	18.506	1.754.335		
Apr-11	27	7.278.377	5.510.421	528.990	0	6.039.412	27.623	1.211.342		
May-11										
Jun-11										
Jul-11										
Aug-11										
Sep-11										

(*) Number of MS communications

Sugar stocks (*) - EU 27



(*) Quota sugar, others and intervention; based on Member States communications (art 21 of Regulation (EC) 952/2006

C) Out of Quota Exports 2010-2011

REG. (EC) n° 951/2006, Art. 7b - OUT-OF-QUOTA EXPORTS
 APPLICATIONS FOR EXPORT LICENCES FOR OUT-OF-QUOTA SUGAR AND ISOGLUCOSE
 DEMANDES DE CERTIFICATS D'EXPORTATION POUR LE SUCRE ET L'ISOGLUCOSE HORS QUOTA

October 2010 - September 2011

(tonnes; expressed in dry matter for isoglucose)

OUT-OF-QUOTA EXPORTS		WEEK N° 29 FROM/ TO: 18/07/2011 - 22/07/2011				TOTAL 2010 - 2011	
Type	Quantitative limit (*)	Available	Applications introduced	Acceptance coef. (**)	Accepted applications (**)	Balance (**)	% Quota used
Sugar	1 350 000.000						100.00
Isoglucose	50 000.000	14 281.415				14 281.415	71.44

(*) Art. 1 and 2 of REG. (EC) n° 397/2010 as amended by REG. (EC) n° 461/2011

(**) taking into account 5% tolerance (REG. (EC) 376/2008 art 7.4 and 7.5)

